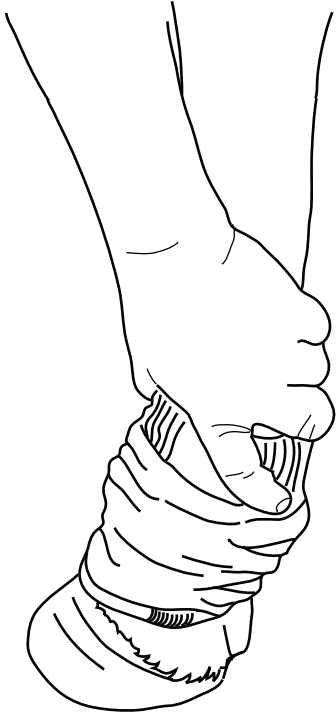



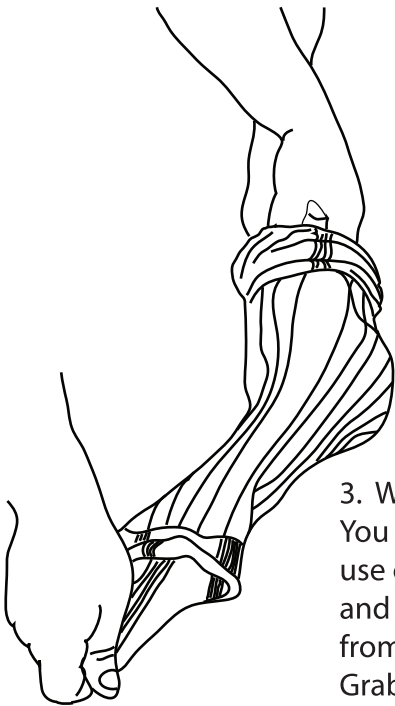
How to take the socks off your horse.



1. If the hoof has nails or very rough places on it, use duct tape to protect the socks while you take them off. Push the sock all the way down onto the pastern while the hoof is on the ground. Do NOT TWIST the sock. Push the sock straight down.



2. Pull the bottom edge of the sock over the heel, then securely grab the sock by the bottom edge at the toe. **Don't be afraid of tearing the sock! You can't tear this sock by pulling it off! Even the thin "foot" of the sock, which you are grabbing is tough !**



3. With the sock in firm grasp, pull the sock off the hoof. You can walk away while doing this if the sock is dry and just use one sweeping motion to pull the sock off. If the sock is wet and heavy, or you have a horse with arthritis, or those suffering from tendon issues or other such leg injuries, be more gentle . Grab a handful of the sock and pull the sock off a handful at a time.